

my.h-da Overview for students

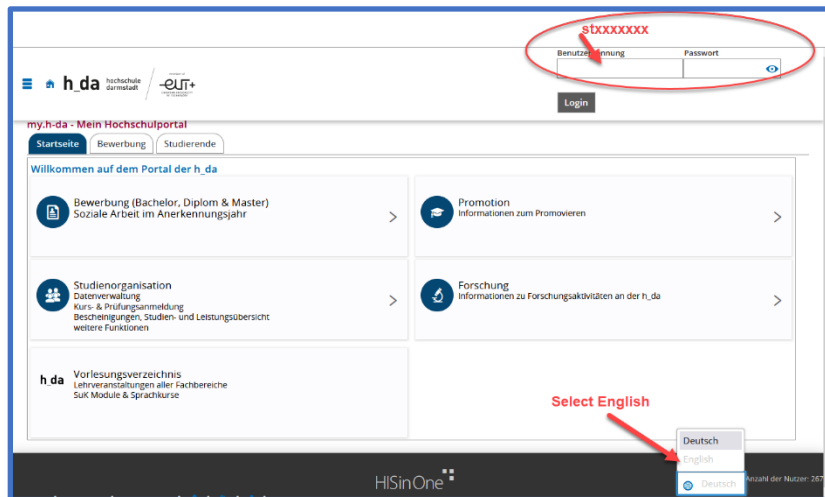
my.h-da - My university portal Overview for students

Status: August 2024

my.h-da Overview for students

1. Log in to my.h-da - My University Portal

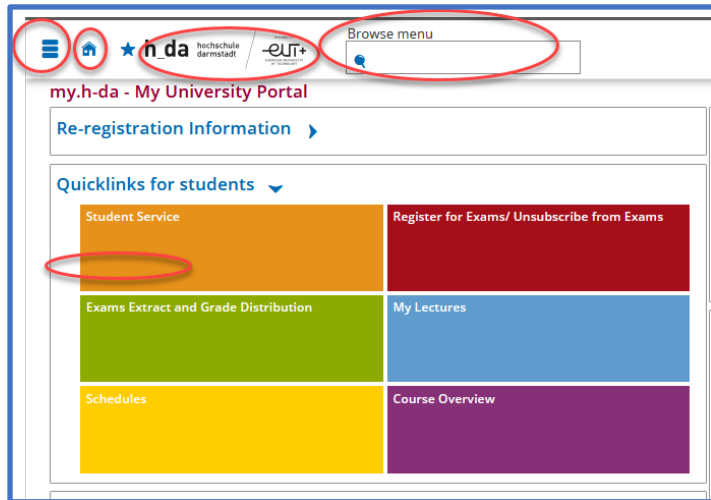
You can log in to my.h-da - My University Portal with your h_da user ID(stxxxxxx) and the corresponding password via the URL: <https://my.h-da.de> at the bottom at the right corner you can switch to English



Call up the my.h-da.de page in your browser and log in at the top right with your h_da user ID(stxxxxxx) and password. At the bottom right you can switch to English

my.h-da Overview for students

2. Navigate to my.h-da - My University Portal:

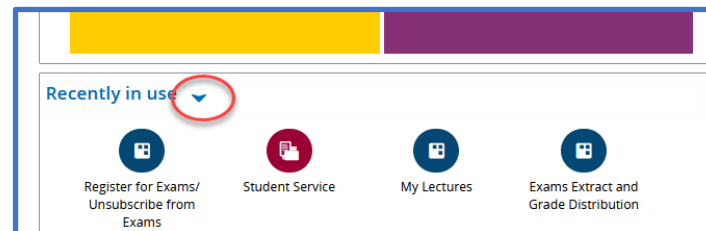



- Please always use the functions from my.h-da - My university portal-to navigate via

- Quicklinks
- Sandwich menu
- Browse menu
- Recently in use

- You can always get back to the homepage by clicking on the h_da logo or on the home icon

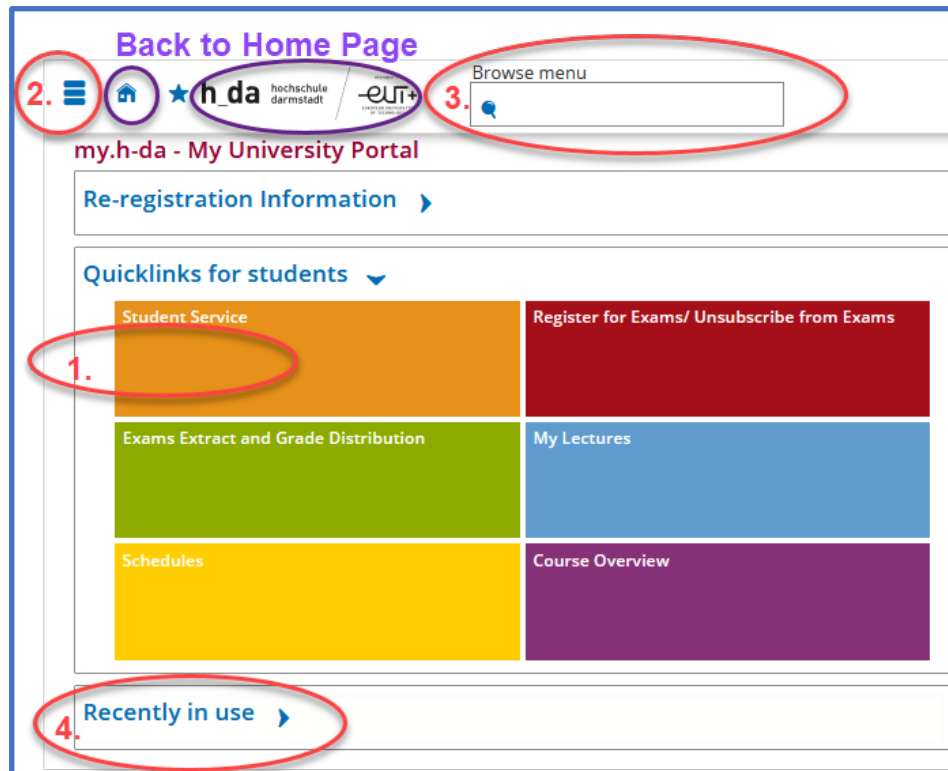
You can open and close the various sections on my.h-da - My University Portal. This allows you to control how much information you want to see. Example:



my.h-da Overview for students

Find desired functions

After logging in, the screen below will then appear. You now have various options to access the desired functions. Four variants are shown here:



In the my.h-da university portal you have the following options to find the desired functions:

1. Quicklinks
2. Go via the sandwich menu
3. Browse menu
4. Recently in use

my.h-da Overview for students

Variant 1: Quicklinks

The screenshot shows the 'my.h-da - My University Portal' interface. At the top, there is a navigation bar with a 'Back to Home Page' link, a home icon, the h_da logo, and the EUT+ logo. Below this is a 'Browse menu' search bar. The main content area is titled 'my.h-da - My University Portal' and contains a 'Re-registration Information' link. Below that is a 'Quicklinks for students' section with a dropdown arrow. This section contains six colored buttons: 'Student Service' (orange), 'Register for Exams/ Unsubscribe from Exams' (red), 'Exams Extract and Grade Distribution' (green), 'My Lectures' (blue), 'Schedules' (yellow), and 'Course Overview' (purple). The 'Student Service' button is circled in red and has a red '1.' next to it.

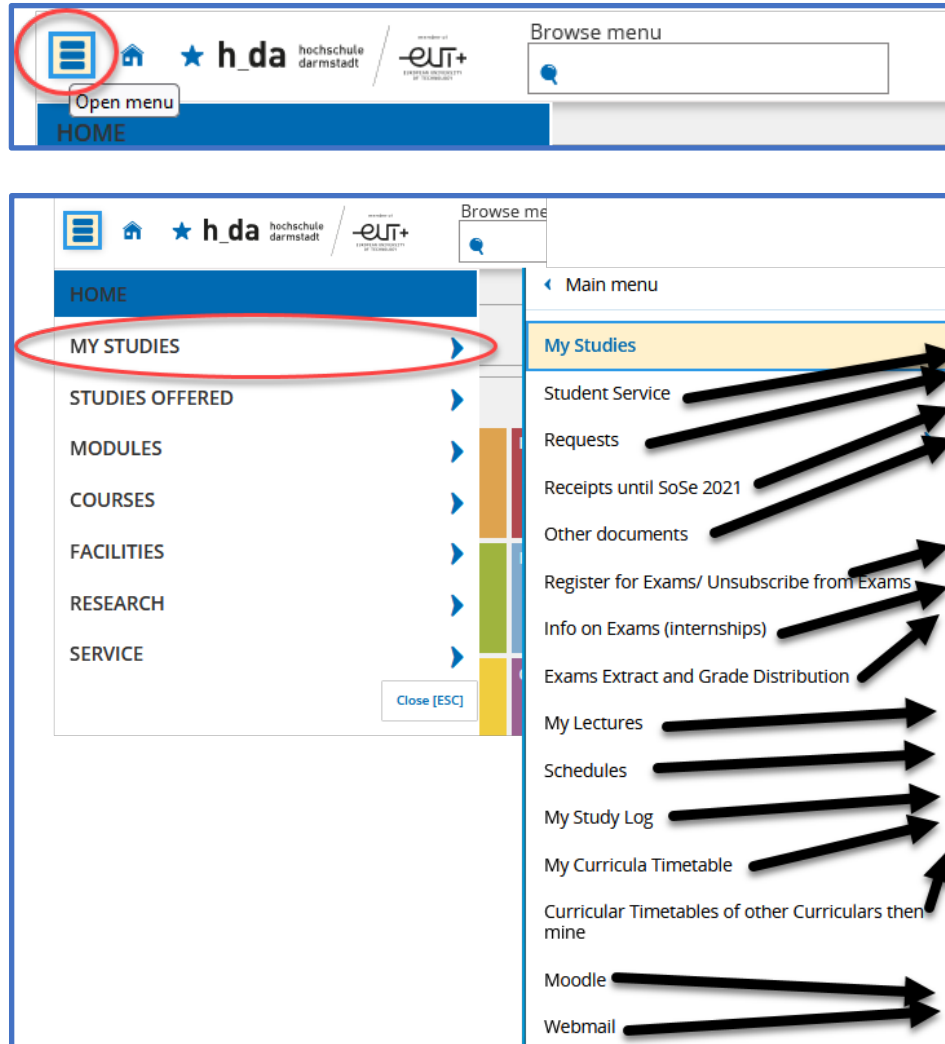
Variant 1: Quicklinks

Click on the desired quicklink to go to the desired function.

You can always return to this homepage by clicking on the h_da logo or on the home icon

my.h-da Overview for students

Variant 2: Sandwich menu



Variant 2: Sandwich menu :

Click on the sandwich menu and you will get the left menu. Then click on My Studies. You will now see all functions.

Study certificates also for BAföG, insight into your personal status and contact data, online requests and receipts till summer semester 2021

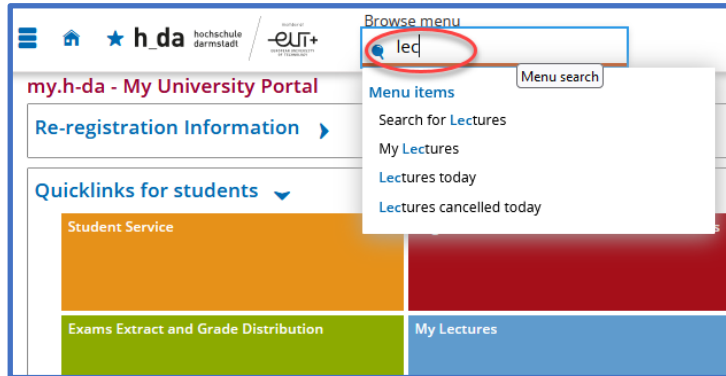
Binding registration and deregistration for examinations
Listing of all registered examinations
Inspection of the examination results achieved
Please inform yourself about this in good time in your department!!!

List of all courses taken
Your personal timetable
Show recommended courses
Offers of the own study programme
Details of courses in other curriculars

Link to <https://lernen.h-da.de>
Link to <https://webmail.stud.h-da.de>

my.h-da Overview for students

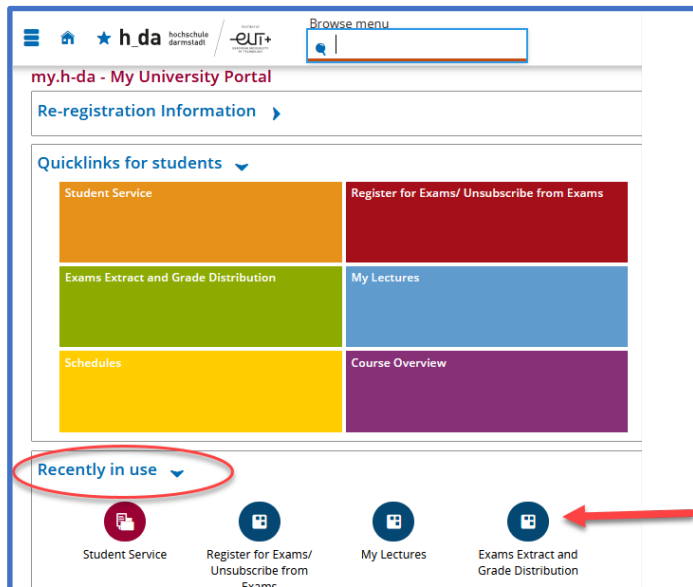
Variant 3: Search menu



Variant 3: Search menu

Enter a search term in the field -search menu-. A hit list will then appear from which you can click on the desired function.

Variant 4: Recently in use

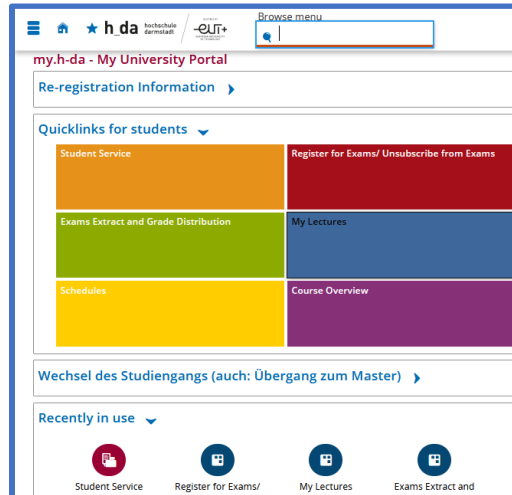
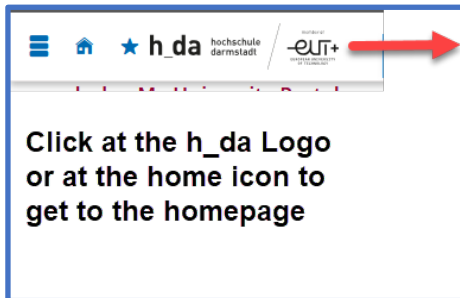


Variant 4: Recently in use

The last functions used are always displayed below the quick links. These can be called up directly:

my.h-da Overview for students

Back to homepage / log out / session time out

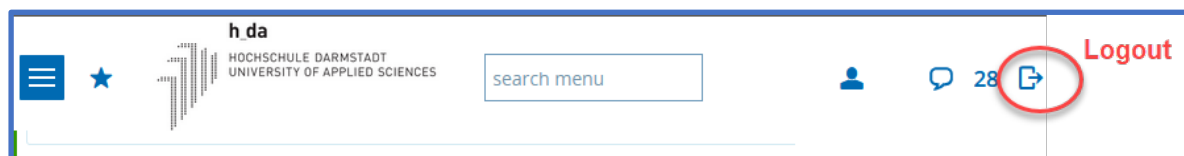


Back to the homepage

Clicking on the h_da logo or at the home icon will always take you back to the homepage.

Log out

To log out of my.h-da - My University Portal, click on the corresponding icon in the top right-hand corner.

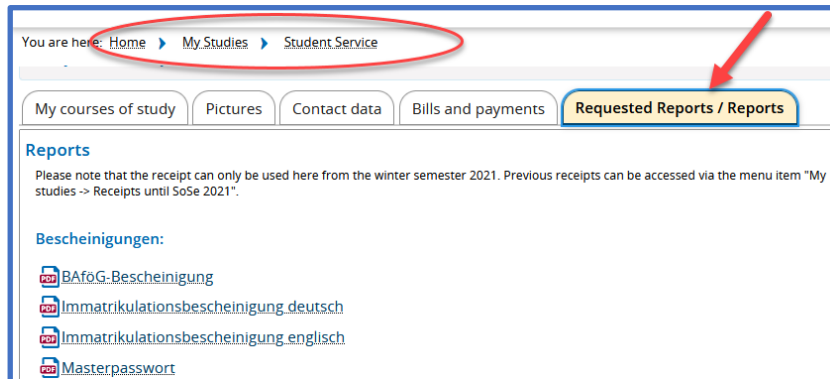


Don't use tabs!

Please don't use tabs around my.h-da.de, as there may appear a session error (ASISException). If this occurs please open a private Browser session and login again. Another solution is to use another browser or to clear the browser cache.

my.h-da Overview for students

Study certificates and Receipts



Study certificates also for BAföG and other reports can be found via **My Studies-Studien Service Requested Reports / Reports**
Here you can also print your **Masterpassword**.